

**FINITURA METALLICA A VISTA DISPONIBILE:** cromo, cromo spazzolato, bianco opaco, nero opaco  
**VISIBLE METAL STRUCTURE AVAILABLE:** chrome, brushed chrome, matt white, matt black

- CAVO ELETTRICO TRASPARENTE, A RICHIESTA: TESSILE NERO  
 TRANSPARENT ELECTRIC CABLE, ON DEMAND: BLACK TEXTILE

- A RICHIESTA: SOSPENSIONE E APPLIQUE E14 PUÒ ESSERE REALIZZATA CON ATTACCO G9, senza sovrapprezzo  
 ON DEMAND: HANGING LAMPS AND WALL LAMPS WITH E14 CAN BE MADE WITH G9, without surcharge

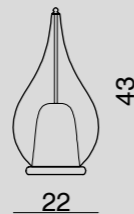
LED DISPONIBILE PER LAMPADE DA TAVOLO CON PARALUME / LED AVAILABLE FOR TABLE LAMPS WITH SHADE:  
 LED 4,3W 350 \*LUMEN 3.000K

\*1 LUMEN INDICATI CORRISPONDONO ALL'INTENSITÀ LUMINOSA ALL'ORIGINE DELLA SCHEDA LED  
 \*LUMEN INDICATED CORRESPONDS TO THE LUMINOUS INTENSITY AT THE ORIGIN OF THE LED BOARD

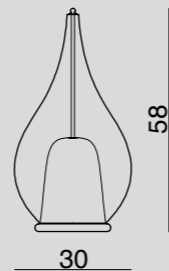
scopri di più  
 find out more



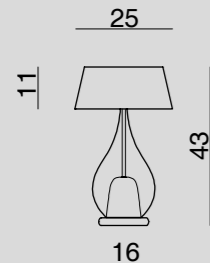
**LU1300**  
 LAMPADA DA TAVOLO / TABLE LAMP  
 Glass Ø16 cm - H33 cm  
 E14 1 x max 33W 220-240V  
 CE IP20 1m



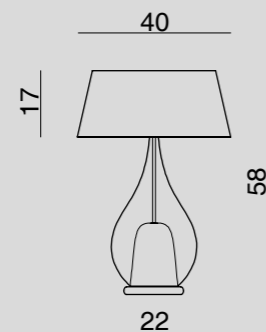
**LUGIG1300**  
 LAMPADA DA TAVOLO / TABLE LAMP  
 Glass Ø22 cm - H43 cm  
 E27 1 x max 60W 220-240V  
 CE IP20 1m



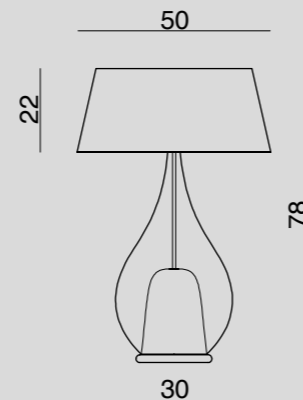
**LUXXL1300**  
 LAMPADA DA TAVOLO / TABLE LAMP  
 Glass Ø30 cm - H58 cm  
 E27 1 x max 60W 220-240V  
 CE IP20 1m



**LU1303**  
 LAMPADA DA TAVOLO / TABLE LAMP  
 Glass Ø16 cm - H43 cm  
 E14 1 x max 40W 220-240V  
 LED 1 x 4,3W 350 LUMEN 3.000K  
 CE IP20 1m



**LUGIG1303**  
 LAMPADA DA TAVOLO / TABLE LAMP  
 Glass Ø22 cm - H58 cm  
 E27 1 x max 60W 220-240V  
 LED 1 x 4,3W 350 LUMEN 3.000K  
 CE IP20 1m



**LUXXL1303**  
 LAMPADA DA TAVOLO / TABLE LAMP  
 Glass Ø30 cm - H78 cm  
 E27 1 x max 60W 220-240V  
 LED 1 x 4,3W 350 LUMEN 3.000K  
 CE IP20 1m

**COLORI VETRO DISPONIBILI / AVAILABLE GLASS COLOURS**



ARTICOLI GIG E XXL NEL COLORE FUMÈ: SUPPLEMENTO DEL 10% SUL PREZZO DEL COLORATO / PRODUCTS GIG AND XXL IN FUME COLOR: 10% SURCHARGE ON THE PRICE OF THE COLOURED

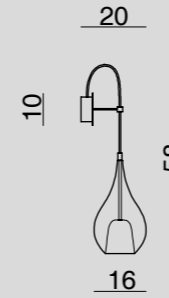
ULTERIORI COMPOSIZIONI A RICHIESTA  
 ADDITIONAL COMPOSITIONS ON DEMAND

**DIMMABLE WITH:**  
 DIMMABLE BULBS (NOT INCLUDED)

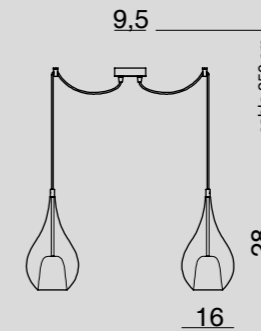
**DIMMERABILE CON:**  
 LAMPADINE DIMMERABILI (NON INCLUDE)

A RICHIESTA:  
 ON DEMAND:

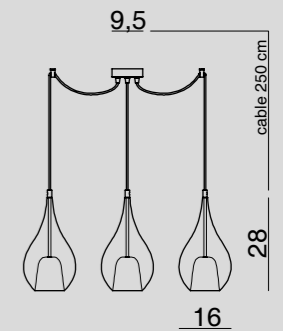
CON COMPONENTI UL  
 WITH UL COMPONENTS




**AP1301.1L** (a richiesta/on demand with G9)  
 APPLIQUE / WALL LAMP  
 Glass Ø16 cm - cable 50 cm  
 E14 1 x max 60W 220-240V  
 CE IP20 1m



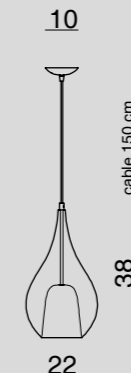
**1303.2L** (a richiesta/on demand with G9)  
 SOSPENSIONE / HANGING LAMP  
 Glass Ø16 cm - cable 250 cm  
 E14 2 x max 60W 220-240V  
 CE IP20 1m



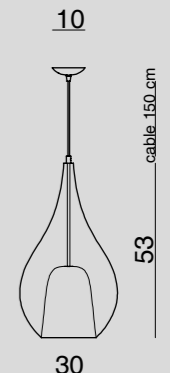
**1303.3L** (a richiesta/on demand with G9)  
 SOSPENSIONE / HANGING LAMP  
 Glass Ø16 cm - cable 250 cm  
 E14 3 x max 60W 220-240V  
 CE IP20 1m



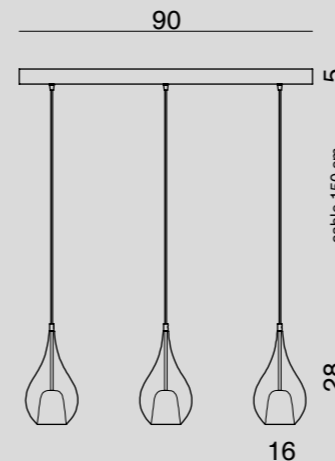
**1303.1L** (a richiesta/on demand with G9)  
 SOSPENSIONE / HANGING LAMP  
 Glass Ø16 cm - cable 150 cm  
 E14 1 x max 60W 220-240V  
 CE IP20 1m



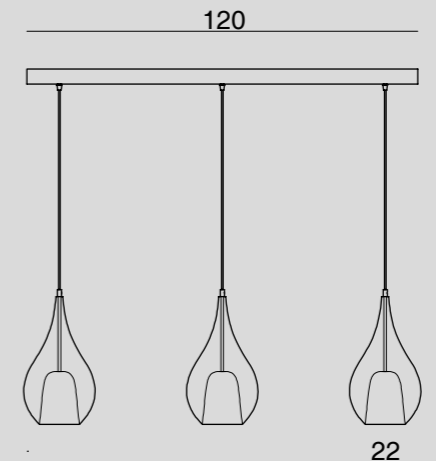
**GIG1303.1L**  
 SOSPENSIONE / HANGING LAMP  
 Glass Ø22 cm - cable 150 cm  
 E27 1 x max 105W 220-240V  
 CE IP20 1m



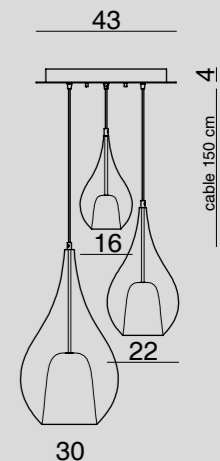
**XXL1303.1L**  
 SOSPENSIONE / HANGING LAMP  
 Glass Ø30 cm - cable 150 cm  
 E27 1 x max 105W 220-240V  
 CE IP20 1m



**1307.90.3L** (a richiesta/on demand with G9)  
 BINARIO / CEILING TRACK  
 Glass 3x Ø16 cm - cable 150 cm  
 E14 3 x max 60W 220-240V  
 CE IP20 1m




**GIG1307.120.3L**  
 BINARIO / CEILING TRACK  
 Glass 3x Ø22 cm - cable 150 cm  
 E27 3 x max 105W 220-240V  
 CE IP20 1m



**1309MX.3L**  
 PLAFONIERA / CEILING LAMP  
 Glass Ø16/22/30 cm - cable 150 cm  
 E14 1 x max 60W 220-240V  
 E27 2 x max 105W 220-240V  
 CE IP20 1m

**COLORI VETRO METALLIZZATO DISPONIBILI / METALLIC GLASS COLOURS AVAILABLE**



**FINITURA METALLICA DISPONIBILE / METAL FINISH AVAILABLE**

